

Siemens  
EcoTech



Figure similar

SIMATIC S7-1200, CPU 1212C, compact CPU, DC/DC/relay, onboard I/O: 8 DI 24 V DC; 6 DO relay 2 A; 2 AI 0-10 V DC, power supply: DC 20.4-28.8 V DC, program/data memory 100 KB

General information	
Product type designation	CPU 1212C DC/DC/relay
Firmware version	V4.7
Engineering with	
• Programming package	STEP 7 V20 or higher
Supply voltage	
Rated value (DC)	
• 24 V DC	Yes
permissible range, lower limit (DC)	20.4 V
permissible range, upper limit (DC)	28.8 V
Reverse polarity protection	Yes
Load voltage L+	
• Rated value (DC)	24 V
• permissible range, lower limit (DC)	20.4 V
• permissible range, upper limit (DC)	28.8 V
Input current	
Current consumption (rated value)	400 mA; CPU only
Current consumption, max.	1 200 mA; CPU with all expansion modules
Inrush current, max.	12 A; at 28.8 V
I <sup>2</sup> t	0.8 A <sup>2</sup> ·s
Output current	
for backplane bus (5 V DC), max.	1 000 mA; Max. 5 V DC for SM and CM
Encoder supply	
24 V encoder supply	
• 24 V	L+ minus 4 V DC min.
Power loss	
Power loss, typ.	9 W
Memory	
Work memory	
• integrated	100 kbyte
Load memory	
• integrated	2 Mbyte
• Plug-in (SIMATIC Memory Card), max.	with SIMATIC memory card
Backup	
• present	Yes

<ul style="list-style-type: none"> <li>• maintenance-free</li> </ul>	Yes
<ul style="list-style-type: none"> <li>• without battery</li> </ul>	Yes
<b>CPU processing times</b>	
for bit operations, typ.	0.08 µs; / instruction
for word operations, typ.	1.7 µs; / instruction
for floating point arithmetic, typ.	2.3 µs; / instruction
<b>CPU-blocks</b>	
Number of blocks (total)	DBs, FCs, FBs, counters and timers. The maximum number of addressable blocks ranges from 1 to 65535. There is no restriction, the entire working memory can be used
<b>OB</b>	
<ul style="list-style-type: none"> <li>• Number, max.</li> </ul>	Limited only by RAM for code
<b>Data areas and their retentivity</b>	
Retentive data area (incl. timers, counters, flags), max.	14 kbyte
<b>Flag</b>	
<ul style="list-style-type: none"> <li>• Size, max.</li> </ul>	4 kbyte; Size of bit memory address area
<b>Local data</b>	
<ul style="list-style-type: none"> <li>• per priority class, max.</li> </ul>	16 kbyte; Priority class 1 (program cycle): 16 KB, priority class 2 to 26: 6 KB
<b>Address area</b>	
<b>Process image</b>	
<ul style="list-style-type: none"> <li>• Inputs, adjustable</li> <li>• Outputs, adjustable</li> </ul>	1 kbyte 1 kbyte
<b>Hardware configuration</b>	
Number of modules per system, max.	3 comm. modules, 1 signal board, 2 signal modules
<ul style="list-style-type: none"> <li>• number of expansion boards (SB, CB, BB)</li> <li>• number of signal modules (SM)</li> <li>• number of communications modules (CM)</li> </ul>	1 2 3
<b>Time of day</b>	
<b>Clock</b>	
<ul style="list-style-type: none"> <li>• Hardware clock (real-time)</li> <li>• Backup time</li> <li>• Deviation per day, max.</li> </ul>	Yes 480 h; Typical ±60 s/month at 25 °C
<b>Digital inputs</b>	
Number of digital inputs	8; Integrated
<ul style="list-style-type: none"> <li>• of which inputs usable for technological functions</li> </ul>	6; HSC (High Speed Counting)
Sourcing/sinking input	Yes
<b>Number of simultaneously controllable inputs</b>	
all mounting positions	
— up to 40 °C, max.	8
<b>Input voltage</b>	
<ul style="list-style-type: none"> <li>• Rated value (DC)</li> <li>• for signal "0"</li> <li>• for signal "1"</li> </ul>	24 V 5 V DC at 1 mA 15 V DC at 2.5 mA
<b>Input delay (for rated value of input voltage)</b>	
for standard inputs	
— parameterizable	0.1 / 0.2 / 0.4 / 0.8 / 1.6 / 3.2 / 6.4 / 10.0 / 12.8 / 20.0 µs; 0.05 / 0.1 / 0.2 / 0.4 / 0.8 / 1.6 / 3.2 / 6.4 / 10.0 / 12.8 / 20.0 ms
— at "0" to "1", min.	0.2 ms
— at "0" to "1", max.	12.8 ms
for interrupt inputs	
— parameterizable	Yes
for technological functions	
— parameterizable	Single phase: 3 @ 100 kHz & 3 @ 30 kHz, differential: 3 @ 80 kHz & 3 @ 30 kHz
<b>Cable length</b>	
<ul style="list-style-type: none"> <li>• shielded, max.</li> <li>• unshielded, max.</li> </ul>	500 m; 50 m for technological functions 300 m; for technological functions: No
<b>Digital outputs</b>	
Number of digital outputs	6; Relays
Switching capacity of the outputs	

<ul style="list-style-type: none"> <li>with resistive load, max.</li> <li>on lamp load, max.</li> </ul>	2 A 30 W with DC, 200 W with AC
<b>Output delay with resistive load</b>	
<ul style="list-style-type: none"> <li>"0" to "1", max.</li> <li>"1" to "0", max.</li> </ul>	10 ms; max. 10 ms; max.
<b>Relay outputs</b>	
<ul style="list-style-type: none"> <li>Number of relay outputs</li> <li>Number of operating cycles, max.</li> </ul>	6 mechanically 10 million, at rated load voltage 100 000
<b>Cable length</b>	
<ul style="list-style-type: none"> <li>shielded, max.</li> <li>unshielded, max.</li> </ul>	500 m 150 m
<b>Analog inputs</b>	
Number of analog inputs	2
<b>Input ranges</b>	
<ul style="list-style-type: none"> <li>Voltage</li> </ul>	Yes
<b>Input ranges (rated values), voltages</b>	
<ul style="list-style-type: none"> <li>0 to +10 V</li> <li>— Input resistance (0 to 10 V)</li> </ul>	Yes ≥100k ohms
<b>Cable length</b>	
<ul style="list-style-type: none"> <li>shielded, max.</li> </ul>	100 m; twisted and shielded
<b>Analog outputs</b>	
Number of analog outputs	0
<b>Analog value generation for the inputs</b>	
<b>Integration and conversion time/resolution per channel</b>	
<ul style="list-style-type: none"> <li>Resolution with overrange (bit including sign), max.</li> <li>Integration time, parameterizable</li> <li>Conversion time (per channel)</li> </ul>	10 bit Yes 625 μs
<b>Encoder</b>	
<b>Connectable encoders</b>	
<ul style="list-style-type: none"> <li>2-wire sensor</li> </ul>	Yes
<b>Interfaces</b>	
Number of PROFINET interfaces	1
<b>1. Interface</b>	
Interface type	PROFINET
Isolated	Yes
automatic detection of transmission rate	Yes
Autonegotiation	Yes
Autocrossing	Yes
<b>Interface types</b>	
<ul style="list-style-type: none"> <li>RJ 45 (Ethernet)</li> <li>Number of ports</li> <li>integrated switch</li> </ul>	Yes 1 No
<b>Protocols</b>	
<ul style="list-style-type: none"> <li>PROFINET IO Controller</li> <li>PROFINET IO Device</li> <li>SIMATIC communication</li> <li>Open IE communication</li> <li>Web server</li> <li>Media redundancy</li> </ul>	Yes Yes Yes Yes; Optionally also encrypted Yes No
<b>PROFINET IO Controller</b>	
<ul style="list-style-type: none"> <li>Transmission rate, max.</li> </ul>	100 Mbit/s
<b>Services</b>	
<ul style="list-style-type: none"> <li>— PG/OP communication</li> <li>— Isochronous mode</li> <li>— IRT</li> <li>— PROFinergy</li> <li>— Prioritized startup</li> <li>— Number of IO devices with prioritized startup, max.</li> <li>— Number of connectable IO Devices, max.</li> </ul>	Yes; encryption with TLS V1.3 pre-selected No No No Yes 16 16

— Number of connectable IO Devices for RT, max.	16
— of which in line, max.	16
— Number of IO Devices that can be simultaneously activated/deactivated, max.	8
— Updating time	The minimum value of the update time also depends on the communication component set for PROFINET IO, on the number of IO devices and the quantity of configured user data.
<b>PROFINET IO Device</b>	
<b>Services</b>	
— PG/OP communication	Yes; encryption with TLS V1.3 pre-selected
— Isochronous mode	No
— IRT	No
— PROFIenergy	Yes
— Shared device	Yes
— Number of IO Controllers with shared device, max.	2
<b>Protocols</b>	
Supports protocol for PROFINET IO	Yes
PROFIsafe	No
PROFIBUS	Yes; CM 1243-5 (master) or CM 1242-5 (slave) required
OPC UA	Yes; OPC UA Server
AS-Interface	Yes; CM 1243-2 required
<b>Protocols (Ethernet)</b>	
• TCP/IP	Yes
• DHCP	No
• SNMP	Yes
• DCP	Yes
• LLDP	Yes
<b>Redundancy mode</b>	
<b>Media redundancy</b>	
— MRP	No
— MRPD	No
<b>SIMATIC communication</b>	
• S7 routing	Yes
<b>Open IE communication</b>	
• TCP/IP	Yes
— Data length, max.	8 kbyte
• ISO-on-TCP (RFC1006)	Yes
— Data length, max.	8 kbyte
• UDP	Yes
— Data length, max.	1 472 byte
<b>Web server</b>	
• supported	Yes
• User-defined websites	Yes
<b>OPC UA</b>	
• Runtime license required	Yes; "Basic" license required
• OPC UA Server	Yes; data access (read, write, subscribe), method call, runtime license required
— Application authentication	Available security policies: None, Basic128Rsa15, Basic256Rsa15, Basic256Sha256
— User authentication	"anonymous" or by user name & password
— Number of sessions, max.	10
— Number of subscriptions per session, max.	5
— Sampling interval, min.	100 ms
— Publishing interval, min.	200 ms
— Number of server methods, max.	20
— Number of monitored items, recommended max.	1 000
— Number of server interfaces, max.	2
— Number of nodes for user-defined server interfaces, max.	2 000
<b>Further protocols</b>	
• MODBUS	Yes

Communication functions	
S7 communication	
<ul style="list-style-type: none"> <li>supported</li> </ul>	Yes
<ul style="list-style-type: none"> <li>as server</li> </ul>	Yes
<ul style="list-style-type: none"> <li>as client</li> </ul>	Yes
<ul style="list-style-type: none"> <li>User data per job, max.</li> </ul>	See online help (S7 communication, user data size)
Number of connections	
<ul style="list-style-type: none"> <li>overall</li> </ul>	PG Connections: 4 reserved / 4 max; HMI Connections: 12 reserved / 18 max; S7 Connections: 8 reserved / 14 max; Open User Connections: 8 reserved / 14 max; Web Connections: 2 reserved / 30 max; OPC UA Connections: 0 reserved / 10 max; Total Connections: 34 reserved / 68 max
Test commissioning functions	
Status/control	
<ul style="list-style-type: none"> <li>Status/control variable</li> </ul>	Yes
<ul style="list-style-type: none"> <li>Variables</li> </ul>	Inputs/outputs, memory bits, DBs, distributed I/Os, timers, counters
Forcing	
<ul style="list-style-type: none"> <li>Forcing</li> </ul>	Yes
Diagnostic buffer	
<ul style="list-style-type: none"> <li>present</li> </ul>	Yes
Traces	
<ul style="list-style-type: none"> <li>Number of configurable Traces</li> </ul>	2
<ul style="list-style-type: none"> <li>Memory size per trace, max.</li> </ul>	512 kbyte
Interrupts/diagnostics/status information	
Diagnostics indication LED	
<ul style="list-style-type: none"> <li>RUN/STOP LED</li> </ul>	Yes
<ul style="list-style-type: none"> <li>ERROR LED</li> </ul>	Yes
<ul style="list-style-type: none"> <li>MAINT LED</li> </ul>	Yes
Integrated Functions	
Counter	
<ul style="list-style-type: none"> <li>Number of counters</li> </ul>	6
<ul style="list-style-type: none"> <li>Counting frequency, max.</li> </ul>	100 kHz
Frequency measurement	
	Yes
controlled positioning	
	Yes
Number of position-controlled positioning axes, max.	
	8
Number of positioning axes via pulse-direction interface	
	Up to 4 with SB 1222
PID controller	
	Yes
Number of alarm inputs	
	4
Potential separation	
Potential separation digital inputs	
<ul style="list-style-type: none"> <li>Potential separation digital inputs</li> </ul>	500 V AC for 1 minute
<ul style="list-style-type: none"> <li>between the channels, in groups of</li> </ul>	1
Potential separation digital outputs	
<ul style="list-style-type: none"> <li>Potential separation digital outputs</li> </ul>	Relays
<ul style="list-style-type: none"> <li>between the channels</li> </ul>	No
<ul style="list-style-type: none"> <li>between the channels, in groups of</li> </ul>	2
EMC	
Interference immunity against discharge of static electricity	
<ul style="list-style-type: none"> <li>Interference immunity against discharge of static electricity acc. to IEC 61000-4-2</li> </ul>	Yes
<ul style="list-style-type: none"> <li>— Test voltage at air discharge</li> </ul>	8 kV
<ul style="list-style-type: none"> <li>— Test voltage at contact discharge</li> </ul>	6 kV
Interference immunity to cable-borne interference	
<ul style="list-style-type: none"> <li>Interference immunity on supply lines acc. to IEC 61000-4-4</li> </ul>	Yes
<ul style="list-style-type: none"> <li>Interference immunity on signal cables acc. to IEC 61000-4-4</li> </ul>	Yes
Interference immunity against voltage surge	
<ul style="list-style-type: none"> <li>Interference immunity on supply lines acc. to IEC 61000-4-5</li> </ul>	Yes
Interference immunity against conducted variable disturbance induced by high-frequency fields	
<ul style="list-style-type: none"> <li>Interference immunity against high-frequency radiation</li> </ul>	Yes


acc. to IEC 61000-4-6	
Emission of radio interference acc. to EN 55 011	
<ul style="list-style-type: none"> <li>• Limit class A, for use in industrial areas</li> <li>• Limit class B, for use in residential areas</li> </ul>	<p>Yes; Group 1</p> <p>Yes; When appropriate measures are used to ensure compliance with the limits for Class B according to EN 55011</p>
<b>Degree and class of protection</b>	
IP degree of protection	IP20
<b>Standards, approvals, certificates</b>	
Siemens Eco Profile (SEP)	Siemens EcoTech
CE mark	Yes
UL approval	Yes
cULus	Yes
FM approval	Yes
RCM (formerly C-TICK)	Yes
KC approval	Yes
Marine approval	Yes
<b>Ecological footprint</b>	
<ul style="list-style-type: none"> <li>• environmental product declaration</li> </ul>	Yes; type II acc. to ISO 14021
Global warming potential	
— global warming potential, (total) [CO2 eq]	76.4 kg
— global warming potential, (during production) [CO2 eq]	13.8 kg
— global warming potential, (during operation) [CO2 eq]	63.4 kg
— global warming potential, (after end of life cycle) [CO2 eq]	-0.89 kg
<b>Ambient conditions</b>	
Free fall	
<ul style="list-style-type: none"> <li>• Fall height, max.</li> </ul>	0.3 m; five times, in product package
Ambient temperature during operation	
<ul style="list-style-type: none"> <li>• min.</li> <li>• max.</li> </ul>	-20 °C 60 °C; Number of simultaneously activated inputs or outputs 4 or 3 (no adjacent points) at 60 °C horizontal or 50 °C vertical, 8 or 6 at 55 °C horizontal or 45 °C vertical
<ul style="list-style-type: none"> <li>• horizontal installation, min.</li> <li>• horizontal installation, max.</li> <li>• vertical installation, min.</li> <li>• vertical installation, max.</li> </ul>	-20 °C 60 °C -20 °C 50 °C
Ambient temperature during storage/transportation	
<ul style="list-style-type: none"> <li>• min.</li> <li>• max.</li> </ul>	-40 °C 70 °C
Air pressure acc. to IEC 60068-2-13	
<ul style="list-style-type: none"> <li>• Operation, min.</li> <li>• Operation, max.</li> <li>• Storage/transport, min.</li> <li>• Storage/transport, max.</li> </ul>	795 hPa 1 080 hPa 660 hPa 1 080 hPa
Altitude during operation relating to sea level	
<ul style="list-style-type: none"> <li>• Installation altitude, min.</li> <li>• Installation altitude, max.</li> </ul>	-1 000 m 5 000 m; Restrictions for installation altitudes > 2 000 m, see manual
Relative humidity	
<ul style="list-style-type: none"> <li>• Operation, max.</li> </ul>	95 %; no condensation
Vibrations	
<ul style="list-style-type: none"> <li>• Vibration resistance during operation acc. to IEC 60068-2-6</li> <li>• Operation, tested according to IEC 60068-2-6</li> </ul>	2 g (m/s <sup>2</sup> ) wall mounting, 1 g (m/s <sup>2</sup> ) DIN rail Yes
Shock testing	
<ul style="list-style-type: none"> <li>• tested according to IEC 60068-2-27</li> </ul>	Yes; IEC 68, Part 2-27 half-sine: strength of the shock 15 g (peak value), duration 11 ms
Pollutant concentrations	
<ul style="list-style-type: none"> <li>• SO2 at RH &lt; 60% without condensation</li> </ul>	SO2: < 0.5 ppm; H2S: < 0.1 ppm; RH < 60 % condensation-free
<b>Configuration</b>	


Programming	
Programming language	
— LAD	Yes
— FBD	Yes
— SCL	Yes
Know-how protection	
• User program protection/password protection	Yes
• Copy protection	Yes
• Block protection	Yes
Access protection	
• protection of confidential configuration data	Yes
• Protection level: Write protection	Yes
• Protection level: Read/write protection	Yes
• Protection level: Complete protection	Yes
• User administration	Yes; device-wide
• Number of users	42
• Number of groups	14
• Number of roles	20
Cycle time monitoring	
• adjustable	Yes
Dimensions	
Width	90 mm
Height	100 mm
Depth	75 mm
Weights	
Weight, approx.	385 g
Classifications	

	Version	Classification
eClass	14	27-24-22-07
eClass	12	27-24-22-07
eClass	9.1	27-24-22-07
eClass	9	27-24-22-07
eClass	8	27-24-22-07
eClass	7.1	27-24-22-07
eClass	6	27-24-22-07
ETIM	10	EC000236
ETIM	9	EC000236
ETIM	8	EC000236
ETIM	7	EC000236
IDEA	4	3565
UNSPSC	15	32-15-17-05

### Approvals / Certificates


**General Product Approval**

  
EG-Konf.



[Miscellaneous](#)

[Manufacturer Declaration](#)

  
UL

[Metrological Approval](#)

**General Product Approval**

[Miscellaneous](#)



  
RCM



[China RoHS](#)

[Manufacturer Declaration](#)

EMV For use in hazardous locations Maritime application



[FM](#)



Maritime application Environment

[NK / Nippon Kaiji Kyokai](#)



[CCS \(China Classification Society\)](#)

[KR \(Korean Register of Shipping\)](#)



Industrial Communication

[PROFINET](#)

last modified:

5/16/2025